



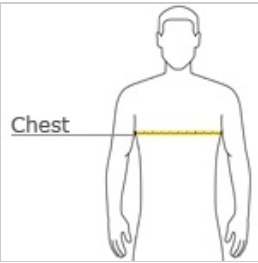
Heavy Blend™ Full-Zip Hooded Sweatshirt. 18600



- 8-ounce, 50/50 cotton/poly
- Double-needle stitching at waistband and cuffs
- Unlined hood with dyed-to-match drawcord
- YKK metal zipper
- 1x1 rib knit cuffs and waistband with spandex
- Front pouch pockets

Due to the nature of 50/50 cotton/poly neon fabrics, special care must be taken throughout the printing process.

HOW TO MEASURE





















CHEST

With arms down at sides, measure around the upper body, under arms and over the fullest part of the chest.

SIZE CHART

	S	M	L	XL	2XL	3XL	4XL	5XL
Chest	38-40	42-44	46-48	50-52	54-56	58-60	60-62	64-66

COLOR INFORMATION

 Ash Grey PMS COOL GREY 3 C	 Black PMS 426 C	 Cardinal	 Carolina Blue PMS 645 C	 Dark Chocolate PMS BLACK 5 C	 Dark Heather Grey	 Forest Green PMS 5535 C	 Irish Green	 Light Pink PMS 685 C	 Maroon PMS 7644 C	 Navy PMS 533 C
 Purple	 Red PMS 7620 C	 Royal PMS 7686 C	 S. Orange	 Safety Green	 Sports Grey PMS COOL GREY 7 C	 White PMS WHITE				

*Not all sizes are available in every color.